

# GHENT UNI'S BUSINESS INTELLIGENCE SYSTEM

## THE "UGI FOR EDUCATION POLICY" APP

UGI (Ghent University's Integrated Business Intelligence System) is our main **business intelligence platform**. It manages and integrates all policy data, and produces interactive and dynamic reports for the different policy domains at our university. UGI contains specific (and separate) apps for education policy, research policy, financial policy, as well as for the Catering Office.

The **UGI for Education Policy app** contains all education-related data and reports: student and lecturer data, data on our education offer, results of quality assurance surveys, study progress reports, etc. The UGI for Education Policy app can be accessed via the [UGI homepage](#).

### Welkom op de UGI-startpagina





Je bevindt je op de onthaalpagina van UGI (UGent geïntegreerd beleidsinformatiesysteem). UGI is een 'business intelligence' platform opgezet binnen de UGent voor beleidsondersteuning middels het gebruiksvriendelijk en visueel ontsluiten van beleidsinformatie aan de hand van webtoepassingen.

Via deze pagina heb je toegang tot de UGI-toepassingen en het UGI-lexicon. Het UGI-lexicon bevat de definities van de termen die je in UGI-toepassingen vindt.

Meer informatie over UGI kan je krijgen door een e-mail te sturen naar [UGI@UGent.be](mailto:UGI@UGent.be).

### UGI-toepassingen

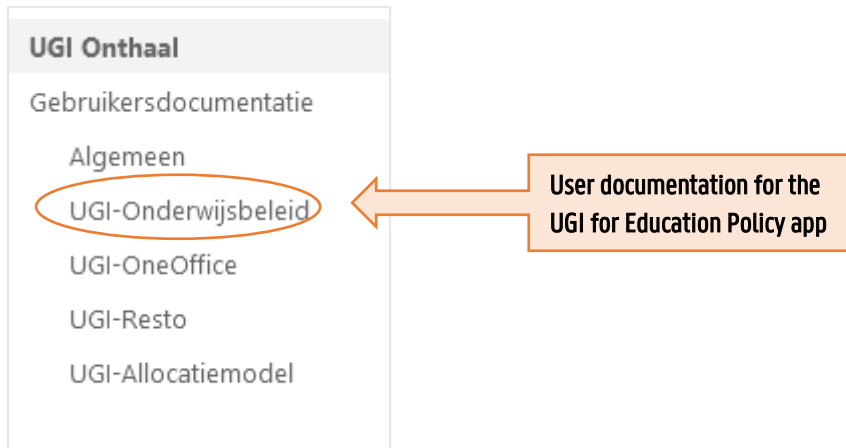
(klik op een icoon om de toepassing op te starten)

<a href="#">UGI-Onderwijsbeleid</a>	<a href="#">UGI-Allocatiemodel</a>	<a href="#">UGI-OneOffice</a>	<a href="#">UGI-Resto</a>
			

↑  
Link to the UGI for Education Policy app

In addition to an overview of the available apps, the UGI homepage also contains the following elements:

- **user documentation** like manuals or release notes (to be found in the menu in the left-hand corner of the homepage);



- **news items** for each specific app, for users to [subscribe](#) to according to their interests;
- the [UGI lexicon](#) containing definitions for the terminology we use in the different apps. As all the UGI applications are in Dutch, so is the lexicon.



## THE UGI FOR EDUCATION POLICY APP

Navigation to the UGI for Education Policy app is very straightforward: click on the corresponding icon on the homepage or use the direct link <https://ugiprd.ugent.be/UGI-Onderwijsbeleid#>



### Basic vs. Expert Environment

The UGI for Education Policy app has **two environments**.

- the **basic environment** gives all Ghent Uni staff members and all student representatives access to all education-related information;
- access to the **expert environment** is granted based on specific job roles/assignments at Ghent Uni, or based on a reasoned application by a Ghent Uni member of staff.

There are two possible gateways to the expert environment:

- via a specific topic (ut infra);
- via the "expert" icon in the top right-hand corner of the homepage.

Users of the expert environment have at their disposal a [separate manual](#) (only available in Dutch).



These guidelines only cover the BASIC ENVIRONMENT

### Topics

Both environments are divided into **topics**, listed together at the left-hand side of the homepage.

- Education
- Students

- Study Progress
- Internationalization
- Surveys and Feedback
- Check of the Monitors
- *Assessment Reflection Tool – this icon is only visible to users with specific access rights*

For each of the topics, UGI displays corresponding **key figures**, e.g. “number of male students”.

A right mouse click on each of the topics will lead you to more detailed reports in either the basic environment or the expert environment.

### **Perspectives**

In addition to a topic, the basic environment also provides different **perspectives** to look at certain data.

Choose a perspective by switching the tabs at the top: Ghent University, Faculty, or Study Programme. The tab/perspective of your choice turns dark blue.



The key figures on the main page as well as the reports on the underlying, more detailed pages will change accordingly.

The selection menu underneath the perspectives/tabs allow for **additional choices**: you can choose to look at one specific programme type, one programme committee, one study programme or one main subject.

### **Definitions and i-buttons**

**Definitions** of the terminology we use throughout the app mostly appear by simply hovering over the term. Most terms are also included in the [UGI lexicon](#).

Each page also has a **blue i-button** in its top right corner, which links to a pop-up window containing interesting information.



The i-buttons contain

- information on the content and function of specific pages;
- navigation tips;
- a link to, or a list of definitions

The i-buttons are a guide/manual for the app, and thus an important **tool** for users.

**Additional functionalities: “share”, “print” and “help”**

Each page in the UGI for Education Policy app contains three additional functionalities/options in the top right corner:

- the **share** button produces a shared link that copies all the selections/filter settings in an URL to share with colleagues. Using the share button is preferred over simply copying the URL, as the latter action will not copy the filter settings;
- the **print** button produces a screenshot in pdf of the page;
- the **help** button provides contact details in case of (technical or content-related) problems ([ugi@ugent.be](mailto:ugi@ugent.be)).

## UGI FOR EDUCATION POLICY: BASIC ENVIRONMENT

These guidelines contain an exploration of UGI's **basic environment**.

Suppose that you want to take a look at the available data for Ghent University as a whole (using the "Ghent Uni" tab).

You want to find out more about our student population (topic "Students"), while at the same time limiting the results (data and reports) to "Bachelor's programmes" (filter Programme type = Bachelor's programmes).



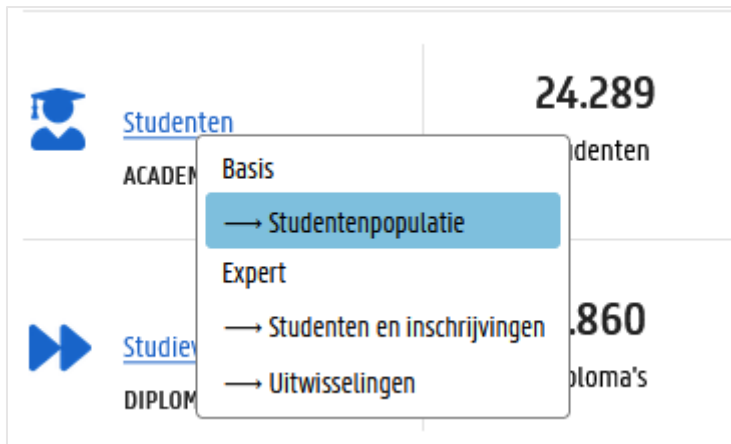
On the right, next to the "Students" topic you will see a number of key figures concerning the students enrolled in our Bachelor's programmes. The data you see here are timestamped 26/03/2022. They are the most recent relevant information, since the data on student population are updated on a weekly basis. The last update as well as information on the frequency of updates are available via the i-button.

 <a href="#">Studenten</a> ACADEMIEJAAR 21-22	<b>24.289</b> Studenten	<b>13.806</b> Vrouwen	<b>10.483</b> Mannen	<b>7.771</b> Generatiestudenten	<b>949</b> Buitenlandse studenten
---	----------------------------	--------------------------	-------------------------	------------------------------------	---



The census date of 26/03/2022 shows a total of 24,289 Bachelor's students enrolled at Ghent University, 13,806 of which are women as opposed to 10,483 men. These numbers refer to unique students/headcounts. This information and definition are available via the i-button.

For specific reports on the student population, click on the term "Students" and choose Basic > Student Population.

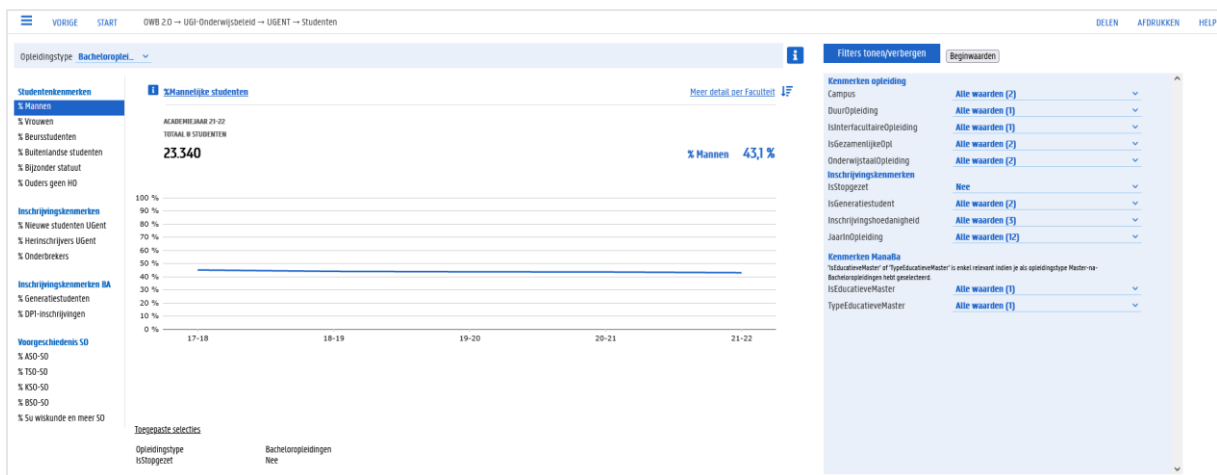


This leads you to the **DETAILED PAGES** related to the “Student Population” topic.

Please note that **earlier selections** made on the homepage (i.e. Ghent Uni perspective, Bachelor’s programme) remain active when navigating to a detailed page in the same session.

### EXAMPLE 1: DETAILED PAGE – GHENT UNI PERSPECTIVE

Your choice of selections on the homepage (Ghent Uni perspective – Bachelor’s programmes – “Students” topic) brings you to the following **detailed page** in the basic environment.



Parameters/  
measures

Graphs/  
results

Additional filters

Each detailed page in the UGI for Education Policy app is built in the same way.

The **upper navigation bar** contains the navigation menu, the navigation buttons “back” and “start”, as well as the additional “share”, “print” and “help” functionalities in the right-hand corner.

The **second bar** (coloured pale blue) contains the filter/selection options. Within the “Ghent Uni” perspective, you can look at one specific programme type (here: Bachelor’s programmes). The i-button (see above) as well as a button to show or hide additional filters are on the right-hand side of the bar.

The **filter column** on the right contains additional selection options. These options depend on the specific perspective and the chosen topic. Please note that selections made on one page are **automatically transferred** to all other pages in the basic environment within the same session. Clicking the **“Initial Values”** button will reset all settings to their initial values/remove all filters.

On this specific page you can filter further based on the study programme’s characteristics (including selecting the Master of Science in Teaching programmes) or enrolment characteristics.



Kenmerken opleiding		
Campus	Alle waarden (2)	▼
DuurOpleiding	Alle waarden (1)	▼
IsInterfacultaireOpleiding	Alle waarden (1)	▼
IsGezamenlijkeOpl	Alle waarden (2)	▼
OnderwijsstaalOpleiding	Alle waarden (2)	▼
Inschrijvingskenmerken		
IsStopgezet	Nee	▼
IsGeneratiestudent	Alle waarden (2)	▼
Inschrijvingshoedanigheid	Alle waarden (3)	▼
JaarInOpleiding	Alle waarden (12)	▼
Kenmerken ManaBa		
<small>'IsEducatieveMaster' of 'TypeEducatieveMaster' is enkel relevant indien je als opleidingstype Master-na-Bacheloropleidingen hebt geselecteerd.</small>		
IsEducatieveMaster	Alle waarden (1)	▼
TypeEducatieveMaster	Alle waarden (1)	▼

On the left-hand side of the page, you will find a number of **characteristics** (also known as “**measures**”) per category. The upper measure (here “% of Male Students”) is selected/displayed in the graph by default.



Studentenkenmerken	
<b>% Mannen</b>	
% Vrouwen	
% Beursstudenten	
% Buitenlandse studenten	
% Bijzonder statuut	
% Ouders geen HO	
Inschrijvingskenmerken	
% Nieuwe studenten UGent	
% Herinschrijvers UGent	
% Onderbrekers	
Inschrijvingskenmerken BA	
% Generatiestudenten	
% DPI-inschrijvingen	
Voorgeschiedenis SO	
% ASO-SO	
% TSO-SO	
% KSO-SO	
% BSO-SO	
% Su wiskunde en meer SO	

At this point, the broad “Students” topic covers 16 measures divided into four categories:

- student characteristics: % of Male Students, % of Female Students, % of Scholarship Students, % of International Students, % of Students with a Special Status, % of Students with Parents without Higher Education Qualifications
- enrolment characteristics: % of New Ghent Uni Students, % of Ghent Uni Re-enrollers, % of Interrupted Studies;
- enrolment characteristics specifically for Bachelor’s students (BA): % of Generation Students, % of Deliberation Set 1 Enrolments
- measures related to students' prior studies (secondary education): % of ASO Students, % of TSO Students, % of KSO Students, % of BSO Students, % of Students with 5 hours or more of Maths in their Curriculum.<sup>1</sup>

The **definition** for each measure is available via the i-button next to the term above the graph, e.g. what do we mean in this context with “% of male students”?

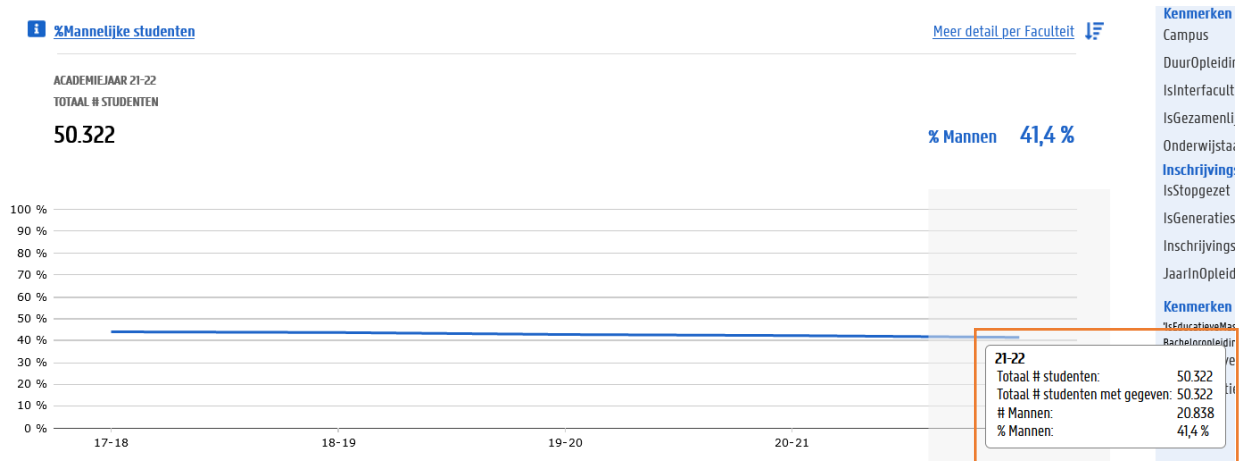


For each chosen parameter/measure and for your specific selection, the **evolution graph** is always centre page. On the right-hand side (if relevant), you will find the graphs for one or two **reference population(s)**: that of Ghent Uni (in case of

<sup>1</sup> These abbreviations refer to the different types of secondary education in Flanders: General Secondary Education (ASO); Technical Secondary Education (TSO); Secondary Art Education (KSO); and Vocational Secondary Education (BSO).

a specific faculty), or those of Ghent Uni and the faculty (in case of one specific study programme). If you are looking at data at university level (Ghent Uni perspective), there will of course be no reference graphs.

Our evolution graphs show a retrospective evolution of **five years** at most. Pointing the cursor to data points/year in the graphs will reveal the **specific figures** for that particular data point/year.

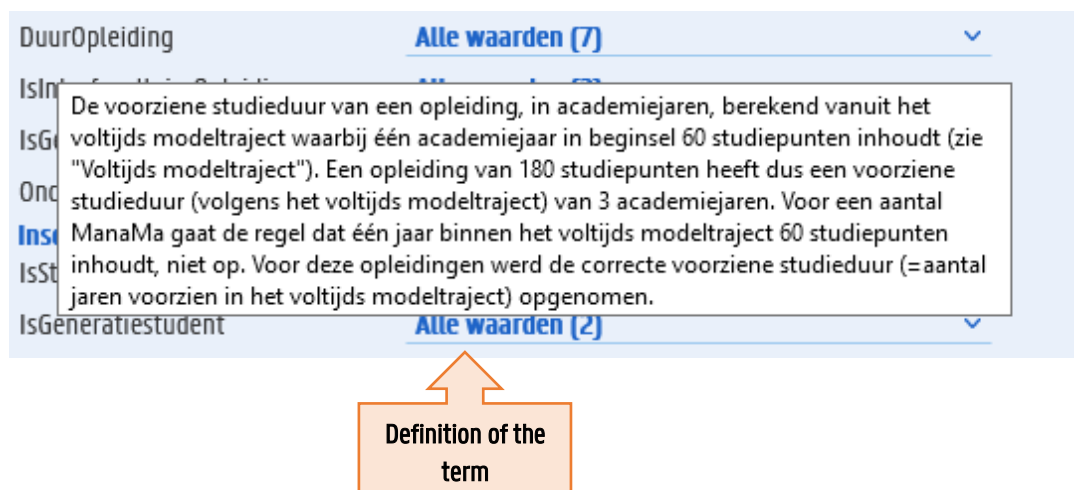


The **percentages** shown in the tables and graphs are calculated based on a number of 'known' data. **Pointing the cursor to the data points** in the graphs will reveal the exact amount of data units we used in our calculations. **More details** can be gathered by clicking the "more details..." button above the graph on the right. This gives you the distribution of results one level down.

In the example ("Ghent Uni" perspective) the "more details..." button will show "more details per faculty" (the distribution of results across faculties). Accordingly, from the level of a specific faculty, you can use the "more details per study programme" button to go one level down to separate study programmes



Hovering the cursor over a specific term or clicking the name of the parameter above the graph will reveal their corresponding **definition**. This works for all the filters, too: move your cursor over each term to receive more underlying information.



At the bottom of the page you will see **all the filters/selections** you made. In the example below, we chose “Programme Duration”=3 years, “Has Discontinued”= No (this is the default setting for this particular filter) and “Is Generation Student”. In other words, we are looking at data for generation students in Bachelor’s programmes who have not discontinued their studies.

Toegepaste selecties	
Opleidingstype	Bacheloropleidingen
IsStopgezet	Nee
IsGeneratiestudent	Generatiestudent

← Selections applied under each graph

## EXAMPLE 2: DETAILED PAGE – STUDY PROGRAMME PERSPECTIVE

We will use the navigation buttons to return to the home page now.

[VORIGE](#)   [START](#)   OWB 2.0 → UGI-Onderwijsbeleid → OPLEIDING → Studenten

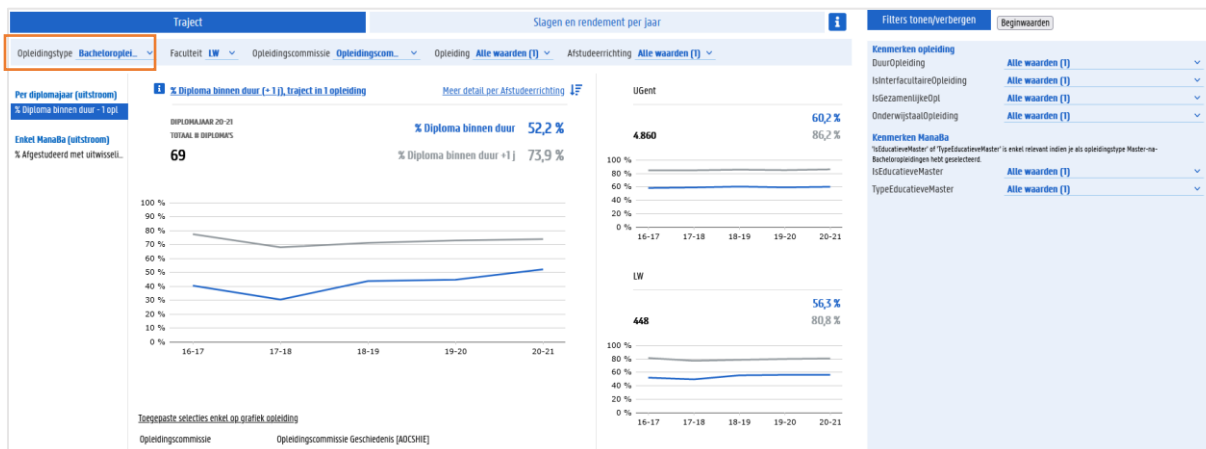
On the homepage we choose the “Study Programme” perspective (using the tabs at the top of the page), and we select the History Programme Committee at the Faculty of Arts and Philosophy. In the “Study Progress” topic, we choose “Trajectories in the Programme” (Basic).

UGENT	FACULTEIT	OPLEIDING
Opleidingstype <span style="border-bottom: 1px solid #ccc;">Bacheloroplei...</span>	Faculteit <span style="border-bottom: 1px solid #ccc;">LW</span>	Opleidingscommissie <span style="border-bottom: 1px solid #ccc;">Opleidingscommissie 6...</span>
	Opleiding <span style="border-bottom: 1px solid #ccc;">Alle waarden (1)</span>	Afstudeerichting <span style="border-bottom: 1px solid #ccc;">Alle waarden (1)</span>

<div style="display: flex; align-items: center;"> <div style="margin-right: 10px;">▶▶</div> <div> <p><b>Studievoortgang</b></p> <p>DIPLOMAJAAR 2</p> <hr/> <p>International</p> <p>ACADEMIEJAAR</p> </div> <div style="margin-left: 20px; text-align: right;"> <p><b>69</b></p> </div> </div>
<div style="border: 1px solid #ccc; background-color: #f9f9f9; padding: 5px;"> <p>Basis</p> <p>→ <b>Trajecten in de opleiding</b></p> <p>→ Slagen en rendement</p> <p>Expert</p> <p>→ Traject per academiejaar</p> <p>→ Traject per startjaar (instroom)</p> <p>→ Traject per diplomajaar (uitstroom)</p> </div>

Study progress reports are always limited to one single type of study programme (in this case: “Bachelor’s programmes”).

The page has a similar setup as the other detailed pages in the app.



At the top of the page there is an additional option (using the tabs) between “Trajectory” (trajectories within one study programme/full programme trajectories) and “Success Rates and Study Progress per Year” (figures/trajectories per year).

The option “Trajectory” – “Bachelor’s Programmes” for now only contains one measure: “% of diplomas obtained within the normal length of study in one study programme”. For the programme type “Master-after-Bachelor’s” we have included an additional measure, i.e. “% of students with international mobility”.

This specific report not only shows a graph with data for the chosen study programme (in this case: Bachelor’s Programme in History), it also contains two reference graphs:

- the aggregated results for all Bachelor’s programmes at the **faculty** (the faculty offering this specific study programme, in this case the Faculty of Arts and Philosophy);
- the aggregated results for **all Ghent University** Bachelor’s programmes

## SURVEYS & FEEDBACK

In the UGI for Education Policy app’s basic environment, every page to a large extent has the same setup and the same look and feel. This has been a conscious choice for the purpose of a comfortable, user-friendly navigation experience. The detailed pages in the “Surveys and Feedback” topic also have the same setup.

The important difference lies in the data displayed on the pages: they are based on survey results gathered from students, lecturers or alumni. At the moment, UGI contains reports on:

- **study programme feedback**: an annual student survey on the quality of (education in) their study programme;
- the **Master’s dissertation survey**: an annual survey of final-year students in a Master’s programme on the (quality of) their Master’s dissertation, the dissertation process and supervision;
- the **lecturers’ survey**: a four-yearly survey of our lecturers on their teaching assignment;
- the **alumni survey**: a three- to six-yearly survey of our alumni.

For more information, please consult the [corresponding entries in our online repository of Education Tips](#).



Bevragingen en feedback

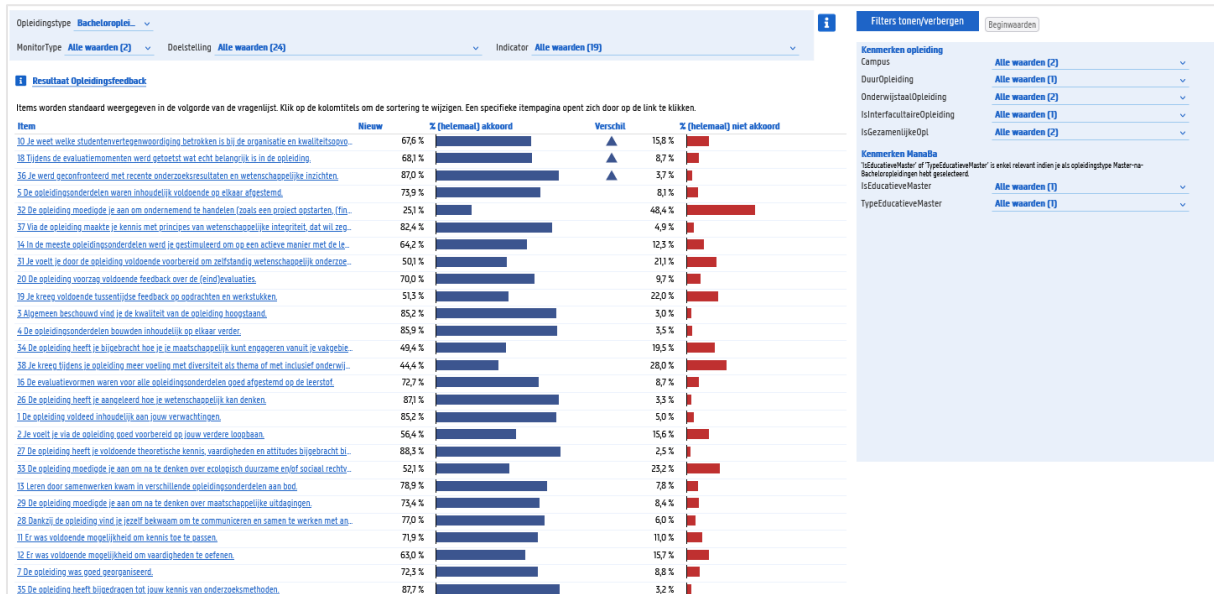
[Opleidingsfeedback](#)  
BEVRAGINGSJAAR 2021

[Masterproefbevraging](#)  
BEVRAGINGSJAAR 2021

[Lesgeversbevraging](#)  
BEVRAGINGSJAAR 2021

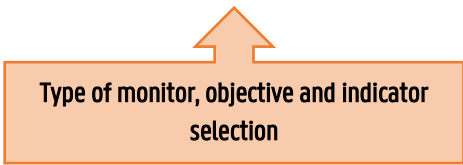

[Alumnibevraging](#)  
BEVRAGINGSJAAR 2021

In order to visualize each separate survey, including their unique characteristics, as a whole, we introduced intermediate overview pages – one per survey. These overview pages contain a **complete list** of questions/items in the survey. They allow users to navigate to the underlying detailed pages per item/question.



The “Surveys and Feedback” overview pages all have a similar setup. In addition, they contain a number of special options to enhance user experience and **integration with the Education Monitors**. In addition to the usual options – i.e. programme type, faculty, study programme committee, study programme or main subject, you can also select a type of monitor, one or more **(education) objectives** and one or more indicators.

- type of monitor: does a particular objective/indicator refer to a faculty or a study programme monitor?
- objective: is it an objective from a faculty or a programme monitor (ID and description)?
- indicator: is it a faculty or study programme indicator (ID and description)?



In addition, each “Surveys and Feedback” overview page contains the following options:

- you can filter the results using the **filter column** on the right-hand side;

- you can change the **order of the items** by clicking on the column titles: clicking “%(strongly) agree” will sort the items in this column in ascending or descending order;
- the **arrows** (in the “Difference” column”) indicate what items have rising or falling percentages compared to previous surveys. The arrows appear when there is a difference of 5 **percentage points** and onwards;

Item	Nieuw	%(helemaal) akkoord	Vershil	%(helemaal) niet akkoord
<a href="#">10 Je weet welke studentenvertegenwoordiging betrokken is bij de organisatie en kwaliteitsvo...</a>		67,6 %	▲	15,8 %
<a href="#">18 Tijdens de evaluatiemomenten werd getoetst wat echt belangrijk is in de opleiding.</a>		68,1 %	▲	8,7 %
<a href="#">36 Je werd geconfronteerd met recente onderzoeksresultaten en wetenschappelijke inzichten.</a>		87,0 %	▲	3,7 %
<a href="#">5 De opleidingsonderdelen waren inhoudelijk voldoende op elkaar afgestemd.</a>		73,9 %		8,1 %
<a href="#">32 De opleiding moedigde je aan om ondernemend te handelen (zoals een project opstarten, fin...</a>		25,1 %		48,4 %

- the “New” column shows which items are new. These items/questions either did not yet feature in previous surveys, or they did not yield results yet. These columns with icons, too, can be sorted;

**Resultaat Lesgeversbevraging**

Items worden standaard weergegeven in de volgorde van de vragenlijst. Klik op de kolomtitels om de sortering te wijzigen. Een specifieke itempagina opent zich door op de link te klikken.

Item	Nieuw	%(helemaal) akkoord	Vershil	%(helemaal) niet akkoord
<a href="#">11 In mijn onderwijs streef ik een doordachte mix van online en on campus onderwijsactiviteiten...</a>	●	48,5 %		21,2 %
<a href="#">18 In mijn lessen komt wetenschappelijke en academische integriteit aan bod.</a>	●	59,6 %		14,0 %
<a href="#">19 In mijn lessen moedig ik studenten aan om na te denken over maatschappelijke uitdagingen e...</a>	●	70,6 %		11,4 %
<a href="#">23 Ik heb het gevoel dat mijn faculteit de nodige aandacht besteedt aan het welzijn van haar les...</a>	●	41,7 %		23,8 %
<a href="#">25 Ik geef les aan een buitenlandse partnerinstelling van de UGent binnen mijn opdracht aan de...</a>	●	7,0 %		87,5 %

- when items **display no results bar**, this can mean one of two things: (1) either the most recent survey year did not yield any results for that particular selection, or (2) it yielded results that were insufficiently relevant to display;
- to determine what is “a sufficient number of respondents”, we use a relevance table or relevance thresholds. They take into account respondents’ privacy as well as statistical relevance. The relevance thresholds vary according to the type of survey. More information can be found via the i-button;
- clicking on an **item (blue link)** will reveal specific results for that item, and will take you to a **detailed page**;
- pointing the cursor to an item will reveal the full **description/definition** of that item.

Item	Nieuw	%(helemaal) akkoord
<a href="#">9 Er waren makkelijk toegankelijke voorzieningen voor studenten (bibliotheek, ICT-infrastructuur...</a>		78,0 %
<a href="#">15 De opleiding stimuleerde kritisch inzicht.</a>		83,8 %
<a href="#">32 De opleiding moedigde je aan om ondernemend te handelen (zoals een project opstarten, (fin...</a>		29,3 %
<a href="#">33 De opleiding moedigde je aan om na te denken over ecologisch duurzame en/of sociaal rechtv...</a>		55,5 %
<a href="#">34 De opleiding heeft je bijgebracht hoe je je maatschappelijke</a> <small>33 De opleiding moedigde je aan om na te denken over ecologisch duurzame en/of sociaal rechtvaardige oplossingen voor problemen.</small>		83,7 %
<a href="#">35 De opleiding heeft bijgedragen tot jouw kennis van onderzoeksmethoden.</a>		89,4 %
<a href="#">36 Je werd geconfronteerd met recente onderzoeksresultaten en wetenschappelijke inzichten.</a>		89,4 %

Each **click** on an item will lead to a detailed page. In the example below, we show item 12 from the lecturers’ survey.

12 Ik nodig (een) gastspreker(s) uit om de studenten kennis te laten maken met het werkveld.







The detailed pages have a similar setup as the detailed pages of other topics discussed above, with one exception. For the **central alumni survey**, we opted for different visualizations: these visuals focus less on the five-year evolution and more on a distribution for one characteristic/question in one particular survey year.

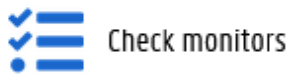
## CHECK MONITORS

In addition to our study programmes' annual self-assessment exercise, the Education Department (in Dutch: DOWA) annually conducts a thorough analysis of the extent to which study programmes realize their operational objectives. For this purpose, DOWA avails itself of all the available qualitative and quantitative data. The results are input for the [institutional monitor](#).

This check which is performed in the institutional monitor is based on **aggregation reports** specifically developed for this exercise. These reports show how study programmes and faculties have scored themselves vis-à-vis the education objectives. Recall that study programmes and faculties reflect on the extent to which they achieve their objectives, and how they score themselves based on a four-point scale with colour codes:

	<b>BLUE</b>	We largely meet the objectives. There are good practices that are exemplary and worth following.
	<b>GREEN</b>	We meet the objectives in a demonstrable way. Improvement measures are planned where necessary.
	<b>YELLOW</b>	We meet the objectives on the main issues. Clear actions are identified to remedy deficiencies.
	<b>RED</b>	We do not meet the objectives. Critical intervention with a strict follow-up is needed.

The aggregation reports can be found in the "Check Monitors" topic on the UGI homepage. We made a separate page for the checks of the faculty monitors, and for that of the study programme monitors.



[Facultaire monitors](#)

[Opleidingsmonitors](#)

Always centre page is a clear table containing figures/percentages as well as bar charts. At a single glance, this shows **the colour codes faculties and study programmes have attributed to each objective in their respective Education Monitor**. In other words, the page shows the distribution of the colour codes for every education objective. The user can select one or more objectives.

The faculties' and study programmes' education objectives, in turn, are linked to one or more institutional education objectives. The user can select these in the menu bar.

The aggregation reports described above are accessible to all Ghent University users. They do not give details of specific study programmes or faculties.

Check monitors					
Facultaire monitors			Opleidingsmonitors		
Centrale doelstelling	Alle waarden (6)	Facultaire doelstelling	Alle waarden (28)	Laatste update	2022/03/26 10:38:35
Facultaire doelstelling	# Monitors	Blaauw (%)	Groen (%)	Geel (%)	Rood (%)
DS-1004 - In haar samenstelling en werking volgt de CKO de richtlijnen van het onderwijs- en exa...	11	64 %	36 %	0 %	0 %
DS-1005 - De CKO analyseert en bespreekt de resultaten van faculteitsrelevante kwaliteitsmeting...	11	64 %	36 %	0 %	0 %
DS-1015 - De faculteit werkt adequaat en proactief aan studie- en trajectbegeleiding, zowel naar or...	11	64 %	36 %	0 %	0 %
DS-1025 - De facultaire studentenvertegenwoordigers zijn verenigd in een facultaire studentenraa...	11	64 %	27 %	9 %	0 %
DS-1011 - De faculteit baseert haar onderwijs steeds op innovatief onderzoek en recente wetenscha...	11	55 %	45 %	0 %	0 %
DS-1024 - De faculteit betreft studenten actief in commissies en raden. Studenten hebben daarbij ...	11	55 %	45 %	0 %	0 %
DS-1001 - De faculteit ontwikkelt een algemeen onderwijsbeleid dat aansluit bij de context en cult...	11	45 %	45 %	9 %	0 %
DS-1009 - De faculteit zet kritische zin, perspectiefwisseling, openheid, pluralisme, en tolerantie vo...	11	36 %	45 %	18 %	0 %
DS-1012 - Bij het toedelen van onderwistaken zorgt de faculteit voor een adequate koppeling met ...	11	36 %	55 %	9 %	0 %
DS-1027 - Er is een facultair beleidsplan Internationalisering dat zich inschrijft in de strategische k...	11	36 %	55 %	9 %	0 %
DS-1028 - De Facultaire Commissie Internationalisering (FCI) voert het beleidsplan internationalise...	11	36 %	64 %	0 %	0 %
DS-1022 - De faculteit zet in op onderwijsprofessionalisering bij haar lesgevers. Zo moedigt ze lesg...	10	30 %	60 %	10 %	0 %
DS-1002 - De faculteit zorgt voor een adequaat beleid van de FDO. Zij voorziet dus voldoende perso...	11	27 %	55 %	18 %	0 %
DS-1010 - De faculteit stimuleert multi-, inter- en transdisciplinariteit. Ze moedigt (service)onderwi...	11	27 %	64 %	9 %	0 %
DS-1013 - De faculteit heeft aandacht voor wetenschappelijke en academische integriteit.	11	27 %	64 %	9 %	0 %



Check monitors

Facultaire monitors		Opleidingsmonitors			
Centrale doelstelling <b>Alle waarden (7)</b>		Opleidingsdoelstelling <b>Alle waarden (39)</b>			
<b>Laatste update</b> 2022/03/26 10:38:35					
Opleidingsdoelstelling	# Monitors	Blauw (%)	Groen (%)	Geel (%)	Rood (%)
DS-0025 - De opleiding baseert haar onderwijs steeds op (innovatief) onderzoek en (recente) ...	100	47%	50%	3%	0%
DS-0030 - De opleiding biedt de studenten eigen keuzemogelijkheden (het opnemen van keuz...	102	41%	58%	1%	0%
DS-0027 - De opleiding zorgt ervoor dat studenten optimaal onderzoekscompetenties ontwik...	102	40%	53%	7%	0%
DS-0026 - Bij het toedelen van onderwijstaken zorgt de opleiding voor een adequate koppeling...	100	38%	61%	1%	0%
DS-0023 - De opleiding zet kritische zin, perspectiefwisseling, openheid, pluralisme, en toleran...	102	37%	55%	8%	0%
DS-0018 - De OC analyseert en bespreekt de resultaten van de opleidingsrelevante kwaliteitsm...	101	34%	62%	4%	0%
DS-0007 - Het programma is erop gericht dat studenten het beoogde eindniveau (zoals gefor...	98	31%	61%	8%	0%
DS-0002 - De opleiding beschikt over een actuele set opleidingscompetenties (OLR's) die een v...	102	28%	67%	5%	0%
DS-0001 - De opleiding heeft een duidelijke en gedragen missie en visie waaruit de eigenheid ...	100	28%	69%	3%	0%
DS-0035 - De opleiding betreft alle lesgevers van de opleiding bij het opleidingsbeleid en de k...	100	28%	59%	12%	1%
DS-0008 - De opleiding gebruikt een gevarieerde set van didactische werkvormen die aantoon...	101	28%	68%	3%	1%
DS-0034 - De opleiding betreft een representatieve studentenvertegenwoordiging actief in div...	101	28%	64%	8%	0%
DS-0009 - De opleiding integreert activerende werkvormen in het programma waarbij student...	101	27%	61%	12%	0%
DS-0017 - In haar samenstelling en werking volgt de OC de richtlijnen van het onderwijs- en ex...	101	27%	65%	8%	0%
DS-0010 - De opleiding voert een transparant en efficiënt masterproefbeleid dat garandeert d...	97	26%	60%	14%	0%
DS-0024 - De opleiding stimuleert multi-, inter- en transdisciplinariteit. Ze moedigt (service)on...	101	26%	63%	11%	0%
DS-0032 - De opleiding zet haar lesgevers adequaat in over de verschillende opleidingsonderd...	99	25%	70%	5%	0%
DS-0021 - Er is volledige en gemakkelijk leesbare informatie over alle fasen van de studietoopb...	102	25%	69%	7%	0%
DS-0037 - De opleiding heeft een beleid rond internationalisering dat zichtbaar verankerd zit i...	96	20%	63%	18%	0%
DS-0020 - De ooleidingsfiches en de studiefiches zijn actueel, volledig, informatief voor de stu...	102	20%	76%	4%	0%

## INTEGRATION INTO THE EDUCATION MONITORS


Study programmes and faculties can use UGI reports in their Education Monitors to support their checks of the education objectives.

The process runs as follows:

- each objective has a corresponding “check form”, which gives an overview of the available (quantitative) indicators, including links to UGI reports (live links) if relevant;
- if a study programme or faculty chooses to use quantitative information provided by UGI, they only need to click the indicator and accompanying UGI live link;

The screenshot illustrates the process of linking an indicator to a UGI report. It is divided into four horizontal panels connected by downward-pointing arrows:


- Panel 1:** Shows a goal statement: "De opleiding gebruikt een gevarieerde set van didactische werkvormen die aantoonbaar aansluiten bij de opleidingscompetenties (OLR's)". Below it is a "CHECK" button and a "Nieuw aanmaken" link.
- Panel 2:** Shows the "Indicatorevaluaties" section with a "BEWERKEN" button.
- Panel 3:** Shows a list of indicators. One indicator is selected: "Scoreverdeling en evolutie in score op items m.b.t. actief leren (Lesgeversbevraging)". It has the ID "I-CENTR-0098" and the status "Nog niet geëvalueerd". A "Nieuw aanmaken" link is visible.
- Panel 4:** Shows the details of the selected indicator. It states: "Deze indicator is gelinkt aan de volgende Doelstelling(en): DS-0008, DS-0009". Below this, the "Indicator ID" is "I-CENTR-0098". Under "Monitoringsinstrumenten", there is a link "Lesgeversbevraging 'actief leren' (live link)" which is circled in orange, and a "REFERENTIE TOEVOEGEN" button.

- the UGI **live link**, marked with an , takes the user to the relevant UGI report;
- the live link contains all the necessary filters and selections. This ensures that a study programme or faculty always reaches a graph/page with specific figures. The timestamp always shows the most up to date figures/state of affairs:
  - in case of results from surveys/feedback the live link will take the user to the relevant overview page with a specific item set to be used to support the check of their objectives. Mostly, this will contain multiple items/questions from the same survey;
  - for all other quantitative data the live link will take the user to the relevant overview page of a measure linked to the objective, e.g. the detailed page on “percentage of Bachelor’s diplomas obtained within the normal length of study +1”, which is linked to the education objective on study progress in Bachelor’s programmes.

To enhance the data exchange between the Education Monitors and the UGI for Education Policy app, we built in **a link to the specific UGI dashboard** of each faculty and each study programme monitor. This link features at the bottom right-hand corner of the Education Monitor’s homepage.

 Home

---

 Overzicht indicatoren

 Overzicht H > DS > I

 Opleidingen

 Kerninformatie

 Kwaliteitshandboek

 Kwaliteitsverbeterplan

 UGI Dashboard

Link to UGI dashboard of the  
faculty or study programme